

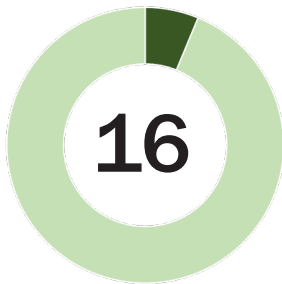


## 2019 MID-YEAR UPDATE

JANUARY - JUNE

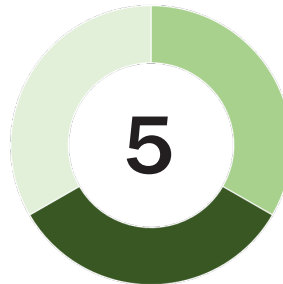
The following update showcases economic development efforts from January 2019 to June 2019.

### Strategy 1: Business Retention, Expansion and Recruitment



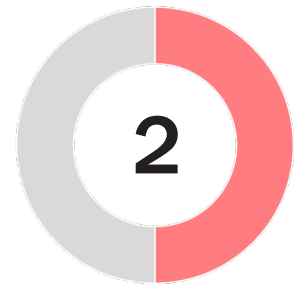
#### BUSINESS VISITS

A total of sixteen business visits have been conducted, one more than YTD expected.



#### SITE SELECTION

The City has responded to five site selection requests, three more than YTD expected.



#### OFFICE PROPERTY VISITATION

A total of two office property visitations have been conducted, two less than YTD expected.

### Tualatin by the Numbers

**\$26** MILLION

total commercial and industrial investment

**41** BUSINESSES • **292** EMPLOYEES

new business licenses filed YTD.

added from new businesses.

**2.9%**

UNEMPLOYMENT RATE  
MAY 2019

**10.8%**

OFFICE VACANCY  
JUNE 2019

**6.2%**

INDUSTRIAL VACANCY  
JUNE 2019